



# MANDRIVA 2008

PowerPack 2008 as this month's *Linux Magazine* DVD.

## What's Inside?

PowerPack 2008 comes with new tools and updates. Mandriva refreshed the package base, rebuilding and updating most of the packages in the */main* repository. Server packages have been rebuilt with buffer overflow protection. You'll find Linux kernel 2.6.22 and the KDE 3.5.7 or Gnome 2.20 desktop. The PowerPack also includes a collection of advanced utilities for engineering and scientific work, as well as updates to Mandriva's management tools. Plus, a new

system for loading drivers provides improved hardware detection.

PowerPack 2008 delivers enhanced graphics and supports a large collection of graphic and video apps. The unified Compiz Fusion desktop offers stunning 3D graphics.

The PowerPack also comes with the LinDVD 1.2.6 video player, which lets you play commercial video DVDs on your Linux system. Also, Mandriva includes the tools you'll need for

a powerful game and graphics system, including ATI and nVidia video drivers.

The Mandriva installer supports more than 50 languages and automatically configures a range of hardware. The installer includes advanced configuration options and supports a rescue mode for saving the system in case of failure. New tools provide easy migration for office environments.

The Mandriva Control Center is one of the most powerful configuration tools in all of Linux. The Control Center serves as a central spot for configuring your Mandriva system. From a single user interface, you can manage software, configure hardware devices, set up network connections, configure services, and much more. Within the windows of the Control Center, you'll find dozens of simple and intuitive GUI-based tools for managing your system.

## Why Mandriva?

Mandriva PowerPack 2008 lets you surf the web, manage photos, chat with friends, watch movies, listen to music, and play games. The PowerPack also provides a prodigious set of tools for the server room, including a family of management utilities you won't find in any other Linux. Both home users and professional admins will find something to celebrate in this month's Mandriva Linux PowerPack 2008 DVD. ■

**W**ith easy installation and a sophisticated set of system administration tools, Mandriva Linux is one of the world's great Linux distributions.

The PowerPack version of Mandriva is a commercial release loaded with extra applications and drivers. We are proud to bring you Mandriva Linux

### System Requirements

- Processor:** Pentium and AMD processors.
- Memory:** 512MB recommended.
- Free Disk Space:** 4GB recommended.
- Graphics Card:** nVidia, ATI, Intel i8xx and i9xx, SIS, Matrox, VIA. The 3D desktop requires nVidia GeForce or later, ATI Radeon 7000 or later, or Intel 865 to 965. Most 3D functions on most cards are supported. See the Mandriva hardware database for specific models.
- Sound Card:** All Sound Blaster-compatible cards and AC97 – please note that Creative Labs X-Fi cards are not currently supported.
- Serial ATA:** Most controllers supported in non-RAID mode and some in RAID mode.

See the Mandriva hardware database (<http://www.mandriva.com/hardware>) for additional information.

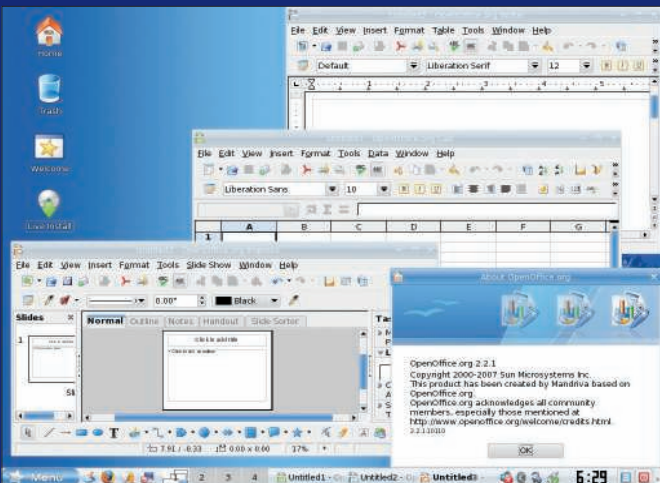


Figure 1: The Mandriva PowerPack comes with OpenOffice 2.2.1.



Figure 2: Compiz Fusion provides exotic 3D effects.



**HIGHLIGHTS**

- Linux Kernel 2.6.22
- X.org 7.2
- KDE 3.5.7
- Gnome 2.20
- GCC 4.2.2
- Apache 2.2.6
- Samba 3.0.25
- Mono 1.2.5
- OpenOffice 2.2.1
- GIMP 2.4.0
- LMMS 0.3.0
- Evolution 2.12
- Firefox 2.0
- Opera 9.23
- Beagle 0.2.18
- K3b 1.0
- VirtualBox 1.5.0
- LinDVD 1.2.6
- Amarok 1.4.7
- RealPlayer 10.0.9
- ATI and nVidia drivers

**HELP & SUPPORT**

Mandriva offers several sources for help and support. Start with the websites listed in the box titled "Additional Resources." Other help sources include the Mandriva forums: <http://forum.mandrivaclub.com> and the official Mandriva documentation <http://club.mandriva.com/xwiki/bin/view/KB/OfficialDocumentation>.

**ADDITIONAL RESOURCES**

- [1] Mandriva: <http://www.mandriva.com>
- [2] Mandriva Community: <http://www.new.mandriva.com/en/community>
- [3] Mandriva Knowledge Base: <http://club.mandriva.com/xwiki/bin/view/KB/>

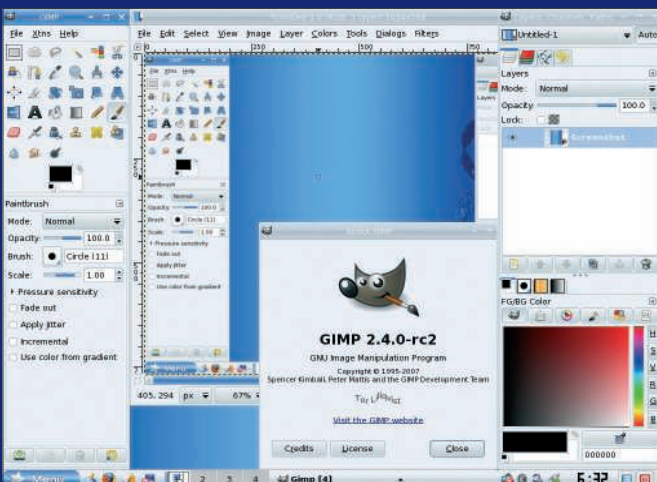


Figure 3: Create and edit images with GIMP 2.4.

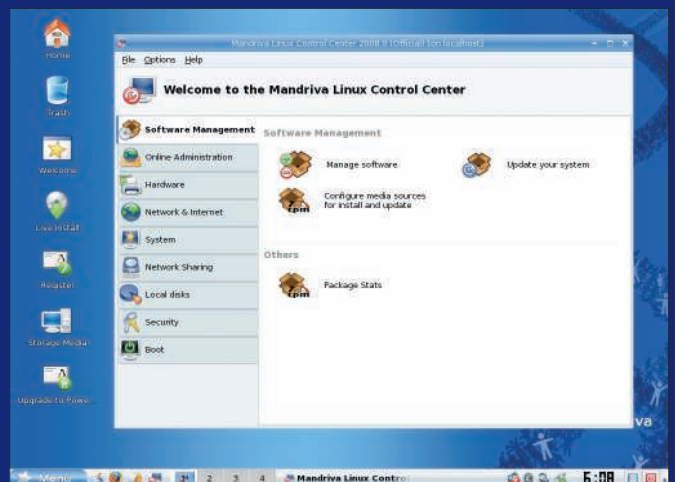


Figure 4: Manage your system with the friendly Control Center.